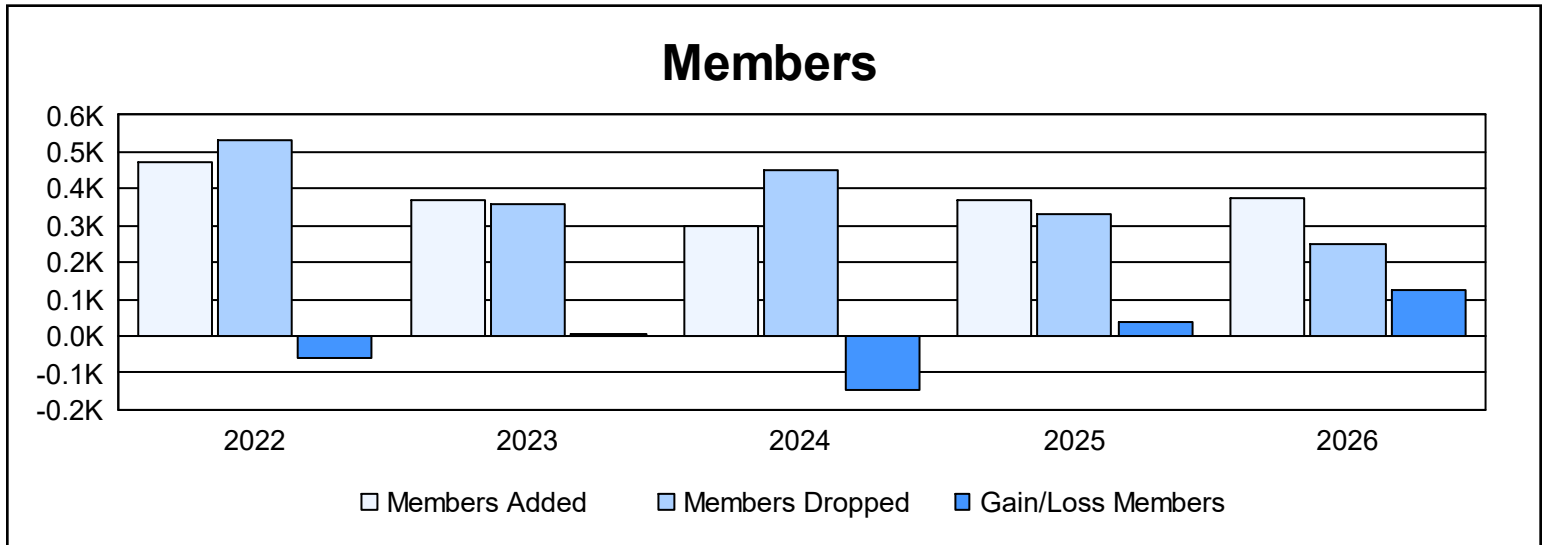
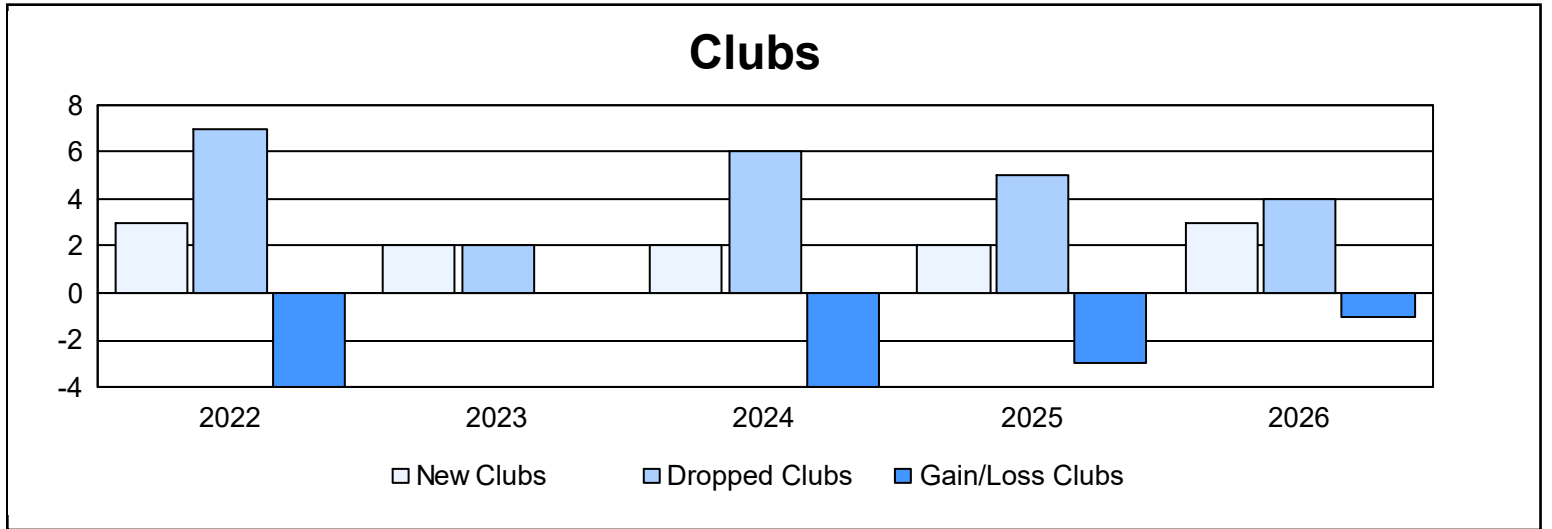
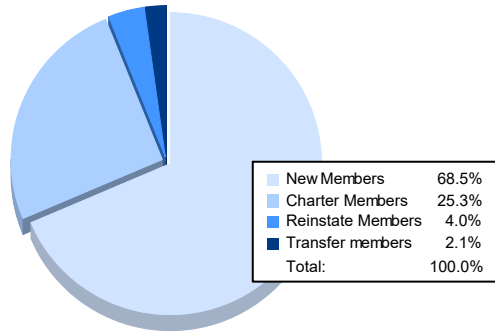


Year	New Clubs	Dropped Clubs	Gain/ Loss Clubs	New Members	Charter Members	Reinstate Members	Transfer Members	Total Member Added	Total Members Dropped	Gain/ Loss Members
2021-2022	3	7	-4	333	108	18	13	472	532	-60
2022-2023	2	2	0	320	38	5	4	367	360	7
2023-2024	2	6	-4	230	43	20	8	301	450	-149
2024-2025	2	5	-3	300	41	21	9	371	332	39
2025-2026	3	4	-1	257	95	15	8	375	250	125
<b>Average</b>	<b>2</b>	<b>5</b>	<b>-2</b>	<b>288</b>	<b>65</b>	<b>16</b>	<b>8</b>	<b>377</b>	<b>385</b>	<b>-8</b>



### Membership Composition April 2026 Cumulative



### Gender Composition April 2026 Cumulative

